

Shield Roof pre-supporting system for Junction as Permanent structure (SR-JP)

비개착 대단면 분기 합류부 구축 기술 (SR-JP공법)

● Construction technology of huge underground space


In recent years, urban infrastructures are built more underground, and their shapes are increasing in complexity. Shimizu Corp. has overcome the problem and developed SR-JP Method.

Five Features.

1. It does not require open cut shaft on the ground.
2. It is applicable to construction of huge underground spaces (ex.30m width or 500m² cross-section).
3. It is stable due to high rigidity and durability of reinforced concrete (RC) structure.
4. It is flexible to change in the cross sectional shape and diameter.
5. It is of bearable to deep underground water pressure.




● Construction procedure



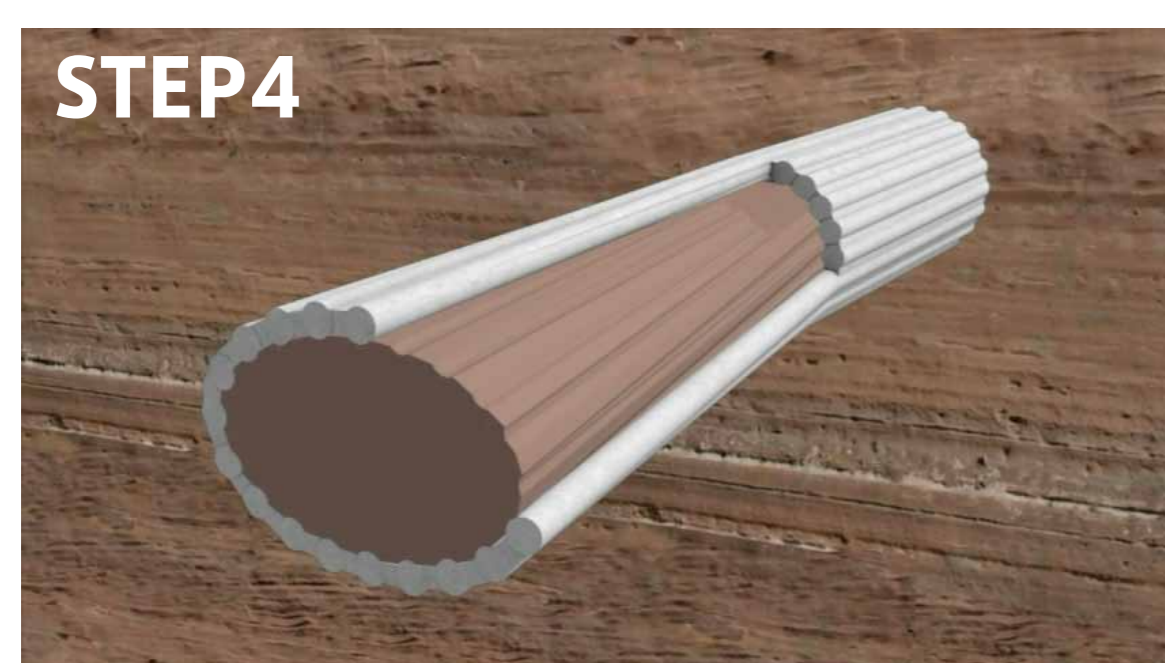
Shield driving by multiple nos. of shield machines




Making connections by RC structure between all the two shields



Repeating step1 and step2



All the connections completed

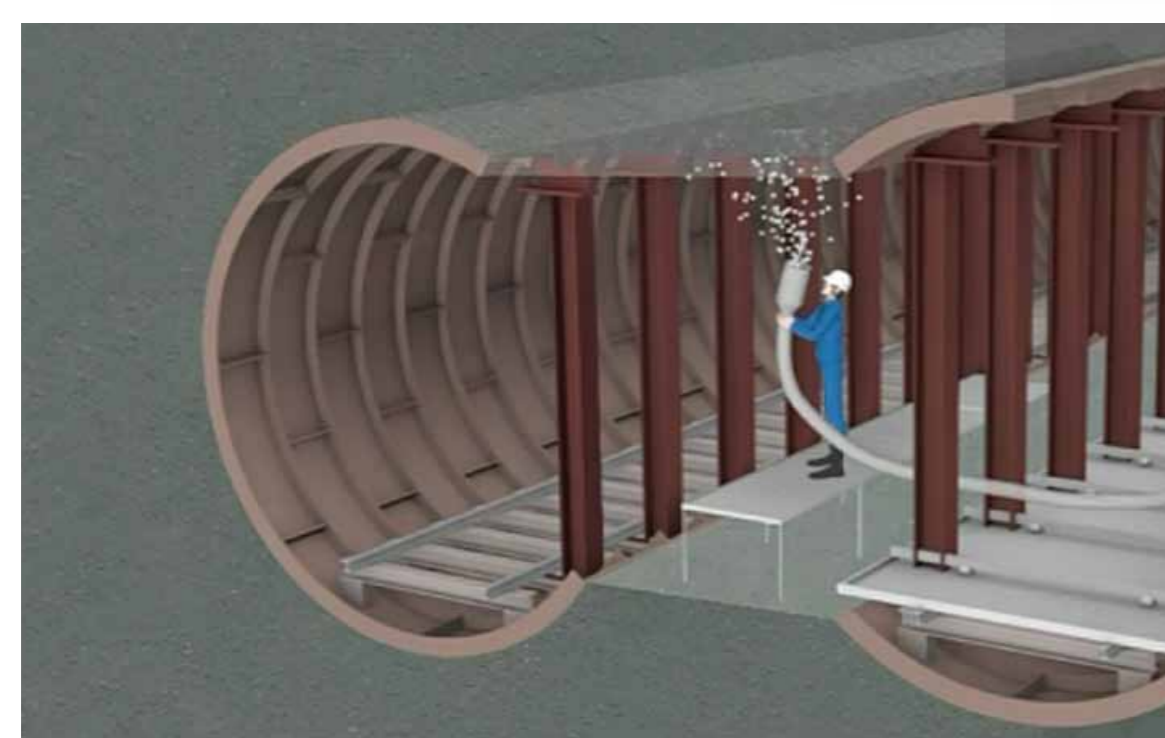


Excavation inside the RC lining




Completion


● Connection of the shields



Inner support installation and Segment removal



Building RC lining between shields



Completion of all the connections